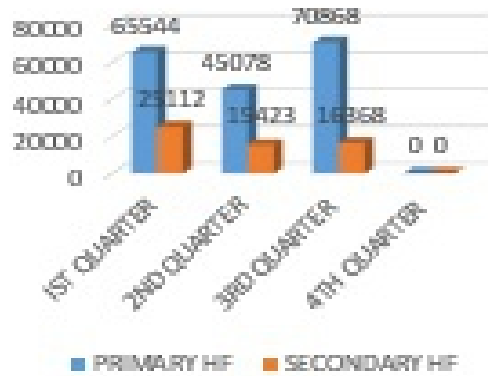


# ONDO STATE MINISTRY OF HEALTH

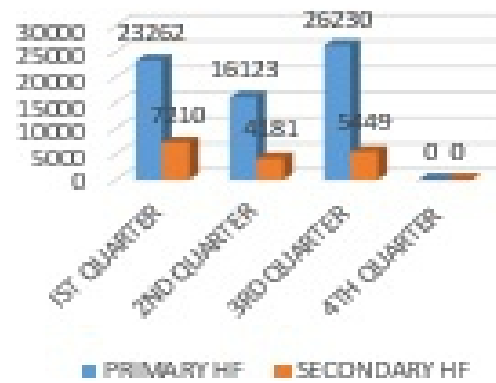
## DEPARTMENT OF PLANNING, RESEARCH & STATISTICS SCORE CARD

### 3rd QUARTER, 2016

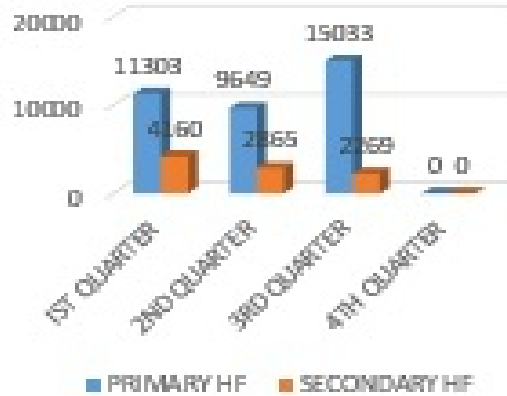
Quarterly Comparison of ANC for 2016



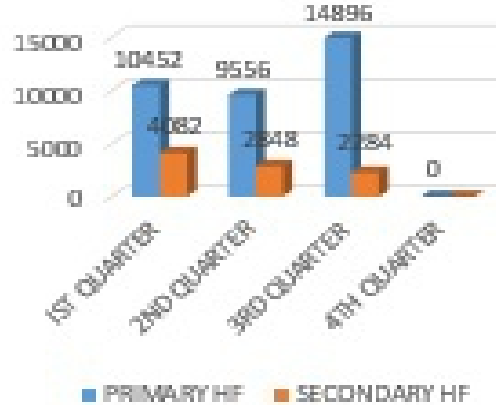
Quarterly Comparison of ANC 1st Visit for 2016



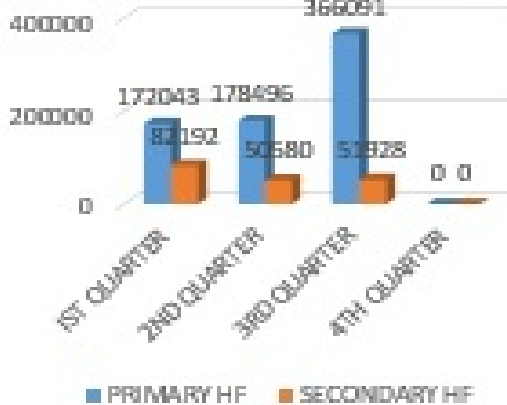
Quarterly Comparison of Delivery for 2016



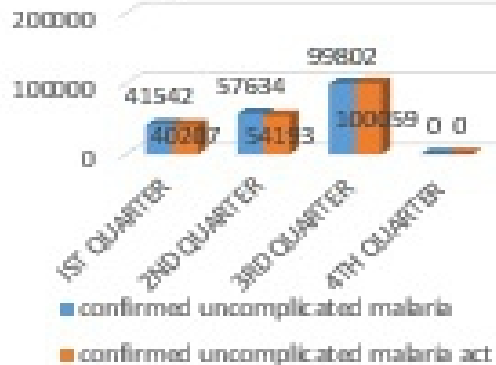
Quarterly Comparison of Live Birth for 2016



Quarterly Comparison of Out Patient attendance for 2016



Quarterly Comparison btw confirmed uncomplicated malaria and given ACT for 2016



*Abiye... Safe Motherhood!*



# ONDO STATE MOH (DPRS) SCORECARD for 3rd Quarter 2016

Local Government Areas																			State
Indicators	Akoko North East	Akoko North West	Akoko South East	Akoko South West	Akure North	Akure South	Ese Odo	Idanre	Ifedore	Ilaje	Ile-Oluji Okeigbo	Irele	Odigbo	Okitipupa	Ondo East	Ondo West	Ose	Owo	
<b>Facility Utilization</b>																			
1. % of Facility Attendance <5yrs	65%	54%	100%	82%	100%	69%	100%	95%	64%	95%	100%	96%	72%	84%	100%	100%	85%	100%	86%
2. % of Facility Attendance	35%	36%	100%	41%	62%	41%	100%	33%	34%	40%	67%	36%	32%	34%	100%	100%	29%	78%	61%
3.% of OPD Attendance	18%	26%	70%	26%	36%	22%	87%	9%	14%	9%	29%	13%	10%	13%	70%	100%	8%	30%	32%
<b>Maternal Health</b>																			
4. % of pregnant women who booked for Antenatal Care <20 wks	26%	47%	50%	43%	37%	34%	47%	22%	33%	36%	48%	38%	42%	30%	64%	49%	38%	44%	40%
5. % of pregnant women who booked for Antenatal Care ≥ 20 wks	74%	53%	50%	57%	63%	66%	53%	77%	59%	74%	52%	67%	58%	70%	39%	51%	63%	56%	60%
6. % of pregnant women making at least 4 Antenatal care visits according to standard	47%	75%	26%	37%	63%	41%	16%	21%	41%	9%	48%	30%	48%	32%	64%	34%	47%	44%	35%
7. % of pregnant women who attended postnatal clinic visits ≥7 days of delivery	25%	35%	25%	33%	32%	27%	33%	40%	38%	22%	29%	25%	25%	19%	36%	19%	19%	6%	27%
8. % of births attended by skilled attendant	73%	99%	85%	61%	97%	88%	100%	100%	95%	100%	70%	100%	99%	98%	81%	87%	92%	100%	90%
9. % of Deliveries	100%	74%	92%	100%	100%	100%	100%	100%	71%	20%	100%	100%	100%	100%	100%	100%	100%	100%	92%
19. % of female aged 15 - 49 years using modern contraceptive	7%	25%	16%	8%	19%	7%	100%	8%	12%	4%	37%	9%	9%	7%	50%	100%	4%	20%	25%
<b>Child Health</b>																			
11. % of Fully Immunised children < 1yr	83%	96%	91%	100%	100%	94%	100%	100%	43%	100%	90%	100%	99%	98%	100%	100%	100%	74%	93%
12. Penta Drop Out Rate	16%	6%	16%	3%	5%	12%	8%	6%	9%	5%	7%	7%	6%	0%	7%	8%	0%	7%	8%
13. Immunization Drop Out Rate	25%	7%	8%	12%	19%	13%	0%	1%	22%	4%	25%	11%	14%	13%	0%	10%	2%	0%	10%
<b>Malaria</b>																			
14. % of Confirmed uncomplicated malaria	100%	73%	82%	75%	70%	55%	73%	84%	80%	62%	75%	77%	73%	76%	73%	100%	78%	71%	71%
15. % of Confirmed uncomplicated malaria given ACT	87%	100%	100%	100%	100%	100%	99%	100%	100%	100%	100%	100%	100%	100%	100%	98%	100%	98%	94%
16. % of Preg Women that received Malaria IPT	65%	82%	54%	85%	55%	54%	58%	55%	46%	54%	77%	68%	57%	55%	83%	50%	72%	56%	65%

## Colour key

Progress Indicator: ■ Excellent Progress: 75 - 100% ■ Good Progress: 50 - 74% ■ Poor: 26 - 49% ■ Very Poor: 0 - 25%

Drop out indicator : ■ Excellent Progress: 0 - 5 % ■ Good Progress: 6 - 10% ■ Poor: > 10 %