

Data indicate good progress in the prevention of neonatal tetanus and improvement in antenatal and postnatal care.

However,

## MINISTRY OF HEALTH ASKS HER HEALTH WORKERS TO ENSURE INCREASE IN:

- ✓ the coverage of malaria intermittent preventive therapy for pregnant women
- ✓ the coverage of anti retroviral therapy for HIV+ pregnant women, and
- ✓ the uptake of modern contraceptive among women of reproductive age
- ✓ the number of pregnant women who report early for antenatal care services



web: [www.ondostatemoh.gov.ng](http://www.ondostatemoh.gov.ng)  
facebook: [Ondostatemoh](https://www.facebook.com/Ondostatemoh)  
twitter: [@OndoStateHealth](https://twitter.com/OndoStateHealth)  
mobile: 08033508748

Abiye ...Save Motherhood !

# ONDO STATE MINISTRY OF HEALTH, DEPARTMENT PLANNING RESEARCH & STATISTICS SCORECARD 2015



*...live and let live*



# ONDO STATE MOH (DPRS) SCORECARD for 2015






## Local Government Areas

Indicators	Akoko North East	Akoko North West	Akoko South East	Akoko South West	Akure North	Akure South	Ese Odo	Idanre	Ifedore	Ilaje	Ile-Oluji Okeigbo	Irele	Odigbo	Okitipupa	Ondo East	Ondo West	Ose	Owo
1. % of pregnant women who reported for Antenatal Care <20 wks	29%	35%	28%	34%	39%	37%	51%	21%	43%	26%	41%	27%	36%	32%	56%	38%	31%	36%
2. % of pregnant women who reported for Antenatal Care ≥ 20 wks	71%	65%	72%	66%	61%	63%	49%	79%	57%	74%	59%	73%	64%	68%	44%	62%	69%	64%
3. % of pregnant women making at least 4 Antenatal care visits according to standard	44%	72%	70%	57%	81%	88%	24%	49%	66%	18%	86%	57%	37%	94%	67%	96%	93%	64%
4. % of pregnant women who attended postnatal clinic visits > 7 days delivery	37%	30%	26%	36%	59%	7%	11%	2%	22%	35%	28%	19%	55%	18%	34%	10%	17%	25%
5. % of pregnant women who receive two doses of malaria intermittent preventive treatment	6%	26%	9%	12%	14%	6%	29%	7%	16%	34%	17%	6%	11%	8%	25%	11%	8%	11%
6. % of births attended by skilled attendant	88%	68%	62%	46%	86%	67%	33%	90%	83%	98%	96%	95%	58%	37%	96%	54%	91%	82%
7. % of HIV+ pregnant women on Anti retroviral therapy	34%	9%	100%	85%	38%	9%	0%	82%	4%	7%	29%	73%	23%	50%	32%	10%	21%	86%
8. % of Newborns who do not present with Neonatal Tetanus	100%	99%	100%	100%	100%	97%	100%	100%	100%	99%	100%	100%	100%	100%	100%	100%	100%	100%
9. % of female aged 15 - 49 years using modern contraceptive	26%	17%	23%	17%	63%	26%	15%	28%	28%	9%	81%	10%	12%	12%	100%	100%	17%	40%
10. % of maternal deaths audited	13%			100%		72%		0%		0%		0%	0%	78%		75%	0%	0%

## State Summary

1. % of pregnant women who reported for Antenatal Care <20 wks	36%
2. % of pregnant women who reported for Antenatal Care ≥ 20 wks	64%
3. % of pregnant women making at least 4 Antenatal care visits according to standard	64%
4. % of pregnant women who attended postnatal clinic visits > 7 days delivery	25%
5. % of pregnant women who receive two doses of malaria intermittent preventive treatment	11%
6. % of births attended by skilled attendant	82%
7. % of HIV+ pregnant women on Anti retroviral therapy	86%
8. % of Newborns who do not present with Neonatal Tetanus	100%
9. % of female aged 15 - 49 years using modern contraceptive	40%
10. % of maternal deaths audited	
11. % of Availability of magnesium sulphate	99%

### Colour key

	No Data Available	
	Good Progress:	75 - 100%
	Some Progress:	50 - 74%
	Poor:	26 - 49%
	Very Poor:	≤25%